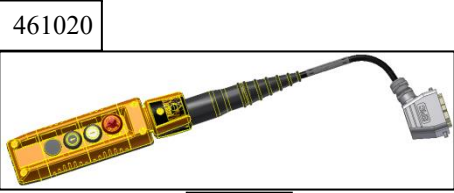



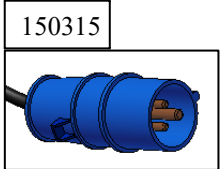
LM+

Types 461/461A/461B/461C/461D/461E

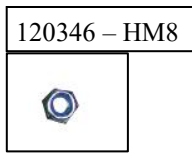

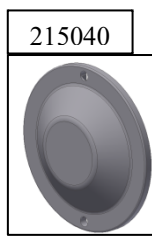
Version du 25/03/2022



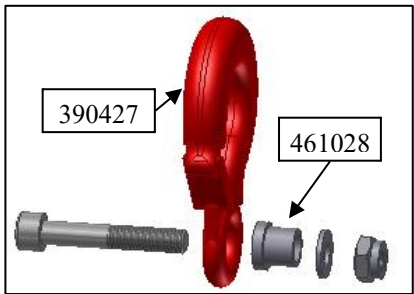
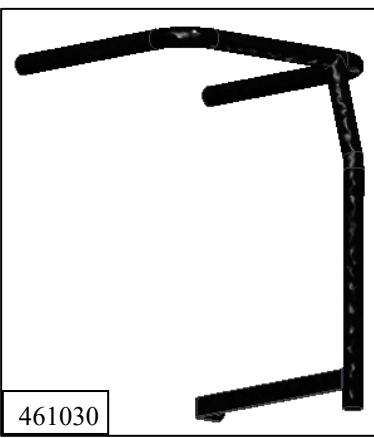
462030



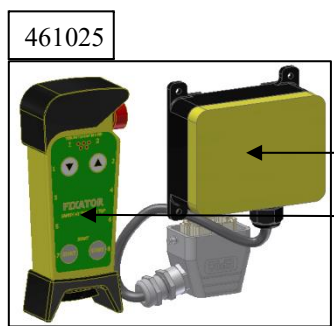
461033



461043



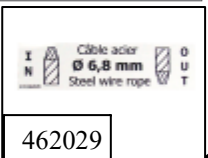

461028


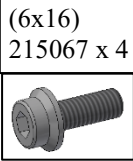



461064

461040

LM500+ : 461031
LM300S+ : 461032
LM500+ 110V : 461039
LM450+ 110V : 461045





462040
(110V : 3x461038)

540140

60µF 540144
(110V :
80µF 461036
100µF 461037)



2A – 5x20 : 244612

