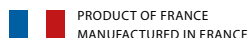




# LIFTHO NEO

I PERSONNEL LIFTING I LIFTHO 600-1000 KG WIRE ROPE ELECTRIC HOIST



PRODUCT OF FRANCE  
MANUFACTURED IN FRANCE

LIFTHO NEO electric lifting winch for the raising and lowering of goods and personnel. Maximum nominal load of 1000kg (2 tons with the use of a reeving kit). CE Certified.

Single-phase or three-phase electric personnel material hoists, running on motor power of 208V, 220V or 400V and 50/60 Hz (see table below):

- **LIFTHO 600 NEO** : load capacity of 600 kg;
- **LIFTHO 800 NEO** : load capacity of 800 kg;
- **LIFTHO 1000 NEO**: load capacity of 1000 kg.



## NEO SYSTEM

- Functions:
- Exact weighing of the lifted load
  - Overload adjustment
  - Time meter



## PRACTICAL

- ✓ Can be used for all types of jobsite (personnel lifting winch or material handling winch)
- ✓ No limitation of working height
- ✓ Equipped with a power supply for tools 220V -16 amps (drills, pneumatic drills, etc.)
- ✓ (optional) Reeving kit can be used to double the load capacity



## CONVENIENCE

- ✓ Time meter
- ✓ Built in function for exact weighing of the lifted load
- ✓ Compact and lightweight - with an Aluminium outer casing to prevent corrosion
- ✓ (optional) Portable and easy to handle: wheels and telescopic carry handles
- ✓ (optional) Wireless remote control helps reducing cable clutter on the work site



## SAFETY

- ✓ Load limiter with audible warning
- ✓ Emergency descent lever in case of power outage
- ✓ Motor equipped with a thermal probe in case of overheating
- ✓ Travel end stopper to halt ascents/descents
- ✓ (optional) In case of personnel lifting, it must be associated to our Securichute anti fall system

	M = Single-phase (1~), 220V-240V			Ta= Three-phase (3~), 208-220V		T= Three-phase (3~), 400V	
Technical Features	LIFTHO 600M	LIFTHO 600Ta	LIFTHO 600T	LIFTHO 800M	LIFTHO 1000M	LIFTHO 1000 Ta	LIFTHO 1000T
Type	526C		526E	527F	527M	527P	527
Sales Reference	030048		030057	030064	030069	030090	030024
Working load limit (WLL)	600 kg			800 kg	1000 kg		
Phase and Tension	1~ 220V-240V	1~ 220V-240V	3~ 380-415V	1~ 220V-240V		3~ 208-220V	3~ 380-415V
Frecuency	50-60 Hz				50 Hz	60 Hz	50-60 Hz
Hoist weight	51 kg			59 kg			
Operating speed @ 50 Hz	9 m/min			7 m/min		/	9 m/min
Operating speed @ 60 Hz	11 m/min			8.7 m/ min	/	9 m/min	11 m/min
Motor power	1.25 kW					1.85 kW	
Dimensions	280x362x506 mm		276x363x506 mm	280x362x549 mm			
Ø and wire-rope type	Ø 8.3 mm 5x19, 6x17 o 5x26, galvanised steel with mixed core			Ø 9.5 mm 5x19 o 5x26, galvanised steel with mixed core	Ø 10.3 mm 5x19 o 5x26 galvanised steel with mixed core		
Operating temperature	-10°C/+55°C* * Can be used between -20°C/-10°C. See manual						
Top limit switch plate	Yes						
Final limit switch	Yes						
Overload function	Yes, NEO System						

## LIFTHO NEO

PERSONNEL LIFTING | LIFTHO 600-1000 KG WIRE ROPE ELECTRIC HOIST



Quality Process complying  
with the EN-ISO 9001 standard  
Machine directive 2006/42/CE



## STANDARD HOISTING EQUIPMENT - THE PRODUCT IS DELIVERED WITH:

## COMPULSORY ANCHOR POINTS

526: LIFTHO 600 MODELS

527: LIFTHO 800/1000 MODELS

526: 030025  
527: 030024526: 216052  
527: 216051526: 030046  
527: 030028526: 946710  
527: 946711

Top limit switch plate

IP 65 double-insulated 3-button  
pendant control with 5.2m cable

NEO System overload

Hook  
fixation kit1-part  
fixation  
bracket  
(2 holes)1-part  
fixation  
bracket  
(1 hole)Fork-end  
fitting


## USAGE OPTIONS

15m: 216020  
20m: 216131  
30m: 216130  
40m: 216064  
50m: 216057  
60m: 216065

216071

526: 030058  
527: 030059

Max 240m Ø 10.3mm: 390706

Extension  
for pendant controlWireless remote control  
with IP 65 rated double  
insulation and 100 m reach\*Steel wire-rope  
with standard hook  
and desired lengthWire rope guide  
prevents friction  
of the working cableReeler  
Wire-rope capacity depends  
on cable length and diameterTurning reeler  
Wire-rope capacity depends  
on cable length and diameter


\*used outdoors without interference

## INSTALLATION/RIGGING OPTIONS

030054

925200

030087

Reeving kit to double  
the lifting capacity -2:1  
(for material lifting only)UPS2T pulley with self-locking hook  
for reeving (2 ton capacity) or  
diverting loads (1 ton capacity)  
Pole kit for shaft mounting also available

## TRANSPORT/STORAGE OPTIONS

030049

010066



Handle+wheels

Metallic storage box  
with wheels (240l)

## SAFETY OPTIONS



Securichute 600  
Securichute 800  
Securichute 1000  
Securichute 2T\*

Securichute anti-fall device (mandatory  
when lifting people) with wire-cable  
claws and counterweight\*.

\*Securichute 2T (2000 kg) can be used  
with the Liftho 1000 with  
the addition of a reeving kit.

**LIFTHO** hoists are installed at the **top of the cabin car** or at the  
**top of the shaft**, and are used for **installation, modernization** and  
**maintenance works on lift shafts.**

